

Scaled data based on original data using
LM-79-2019 Approved Method: Electrical and Photometric Measurements of Solid-
State Lighting Products

Test Report Prepared for
Cooper Lighting Solutions

Brand: STREETWORKS

Report Number: P386070

Luminaire Tested: GAW-SA1D-722-U-5MQ

Issue Date: 3/3/2020

Test Information

Test Method: LM-79-2019
Report Number: P386070
TEST IS SCALED FROM IESNA LM-79-08 TEST DATA (G2-1903-205-6)
Test Lab: INNOVATION CENTER
Issue Date: 3/3/2020
Manufacturer: COOPER LIGHTING SOLUTIONS
Product Line: STREETWORKS
Catalog Number: GAW-SA1D-722-U-5MQ
Description: GALLEON WALL LUMINAIRE
(1) 70 CRI, 2200K, 1200mA LIGHTSQUARE WITH 16 LEDS AND TYPE V MEDIUM OPTICS
Light Source: -
Ballast/Driver: ELECTRONIC DRIVER

Summary

Lumens per Lamp: N/A
Luminaire Lumens: 6399 lumens
Efficiency: N/A
Efficacy: 97.0 lumens/watt
Luminous Opening: Rectangular (W 0.5' x L: 0.5' x H: 0')
IES Classification: Type V - Short
BUG Rating: B3 - U0 - G1

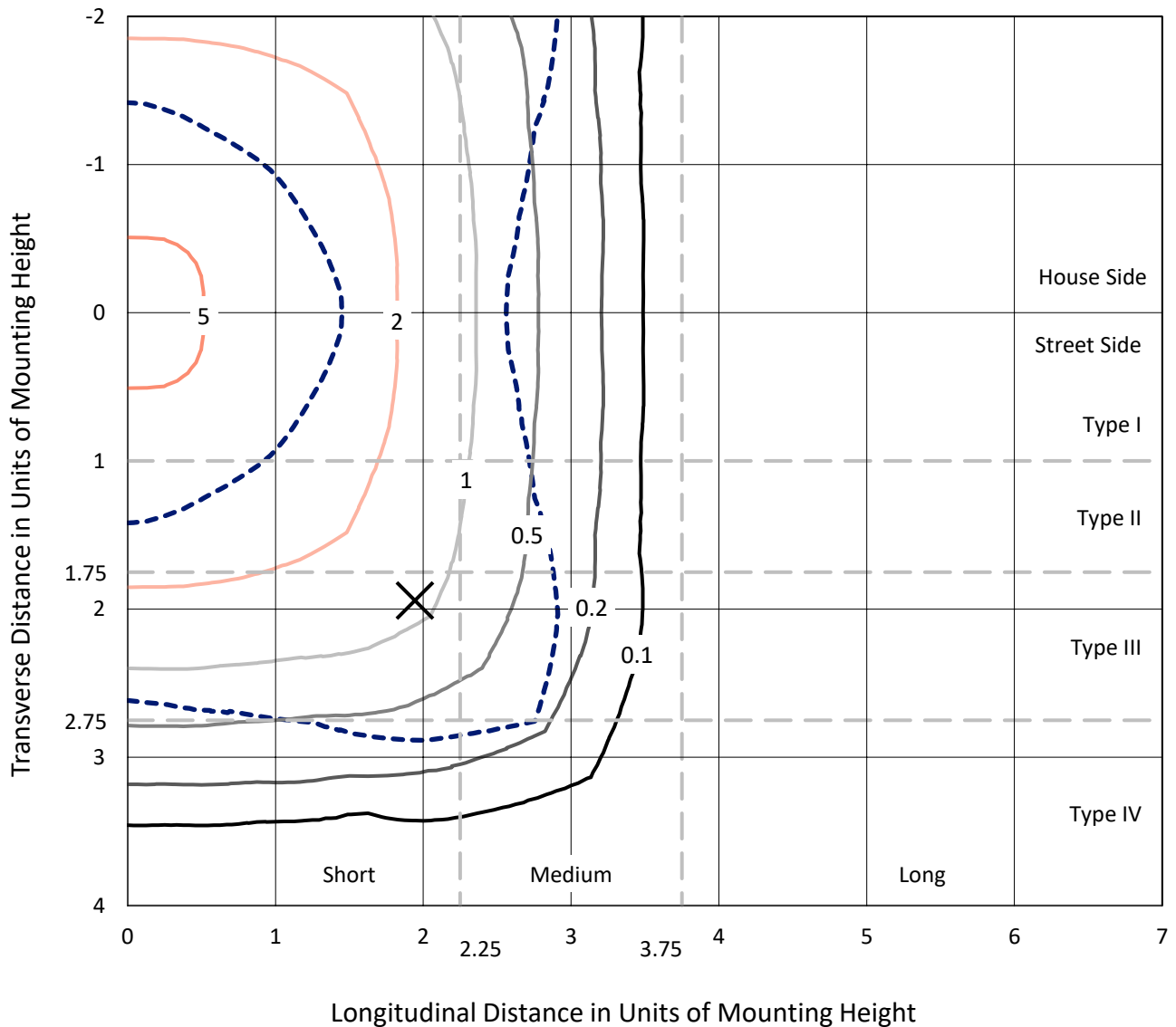
Input Watts (W): 66
Input Voltage (V): NR
Input Current (Ain): NR
Voltage Rise (V): NR
Power Factor: NR
Total Harmonic Distortion (THDi): NR
Frequency (hertz): 60
Stabilization Time: NR
Operation Time: NR
Ambient Temperature (°C): NR
Test Distance: 28.75 FT



REPORT NUMBER: P386070
 CATALOG NUMBER: GAW-SA1D-722-U-5MQ

Iso-Footcandle Lines of Horizontal Illumination

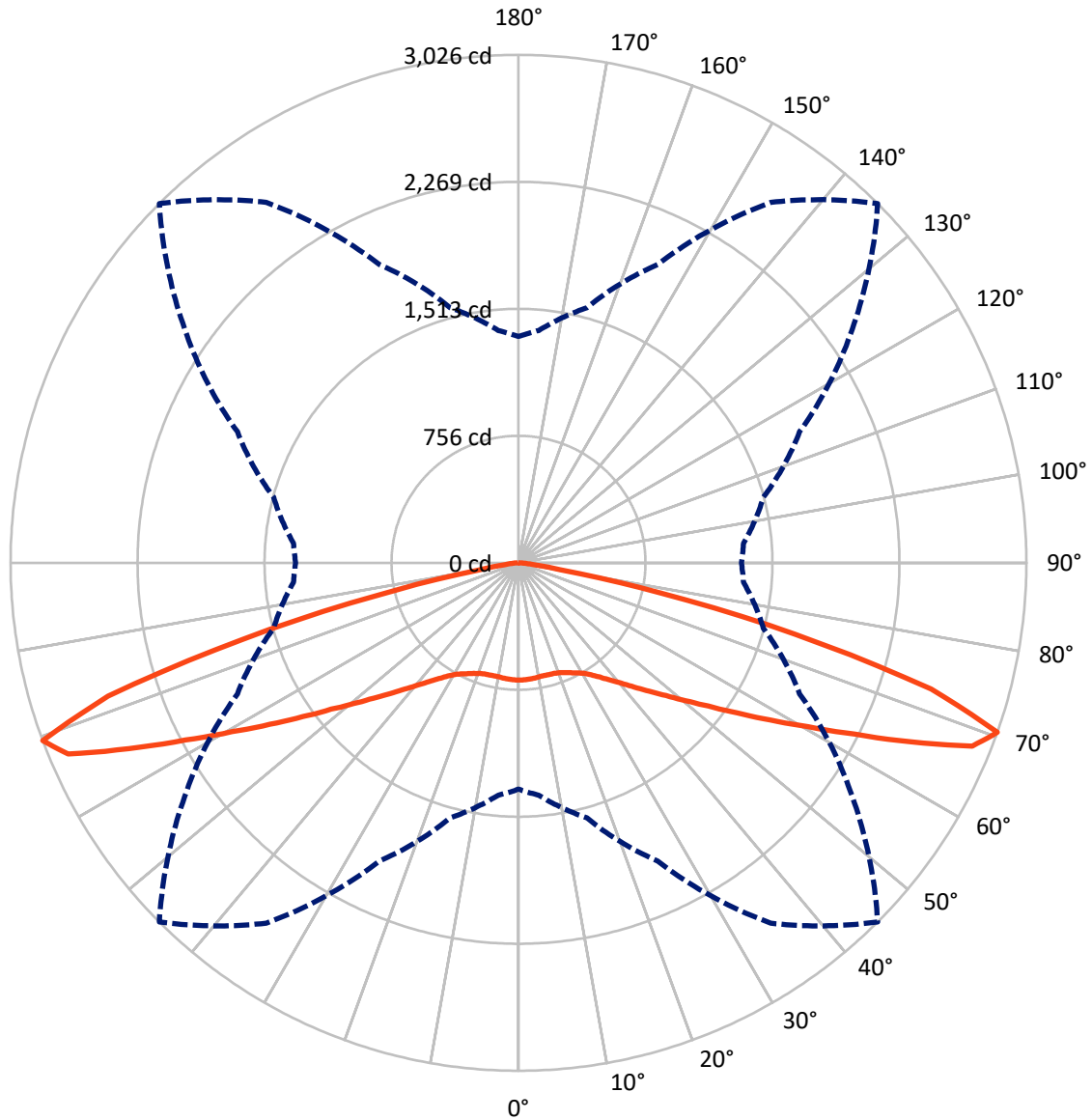
✕ Max cd
 - - - 1/2 Max cd



Based on 10 foot mounting height. Maximum calculated value = 7 fc
 Type V - Short - N/A

REPORT NUMBER: P386070
CATALOG NUMBER: GAW-SA1D-722-U-5MQ

Luminous Intensity Polar Plot



— Vertical Plane Through 45-Deg Lateral - - - Horizontal Cone Through 70-Deg Vertical

REPORT NUMBER: P386070

CATALOG NUMBER: GAW-SA1D-722-U-5MQ

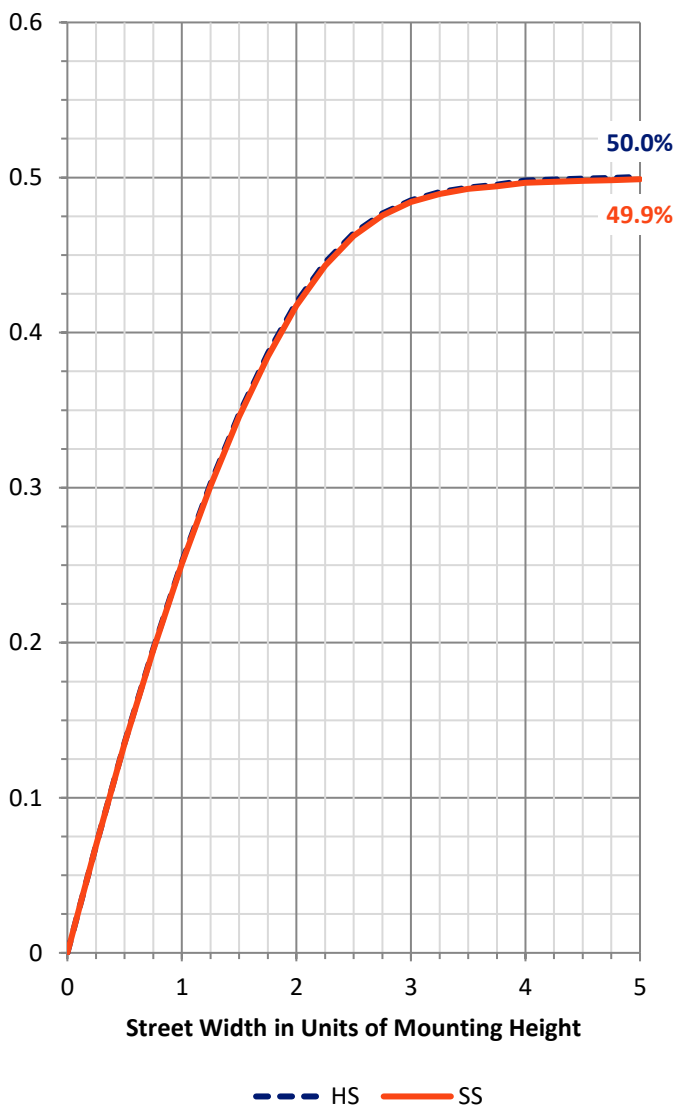
FLUX DISTRIBUTION:

		Downward	Upward	Total
House Side	Lumens	3199.5	0.0	3199.5
	% Fixture	50.0	0.0	50.0
Street Side	Lumens	3199.5	0.0	3199.5
	% Fixture	50.0	0.0	50.0
Total	Lumens	6399.0	0.0	6399.0
	% Fixture	100.0	0.0	100.0

ZONAL LUMENS:

Zone	Lumens	% Fixture
0°-10°	66.2	1.0
10°-20°	194.3	3.0
20°-30°	330.8	5.2
30°-40°	524.6	8.2
40°-50°	853.7	13.3
50°-60°	1407.7	22.0
60°-70°	2066.5	32.3
70°-80°	913.8	14.3
80°-90°	41.4	0.6
90°-100°	0.0	0.0
100°-110°	0.0	0.0
110°-120°	0.0	0.0
120°-130°	0.0	0.0
130°-140°	0.0	0.0
140°-150°	0.0	0.0
150°-160°	0.0	0.0
160°-170°	0.0	0.0
170°-180°	0.0	0.0
0°-90°	6399.0	100.0
0°-180°	6399.0	100.0

Coefficient of Utilization



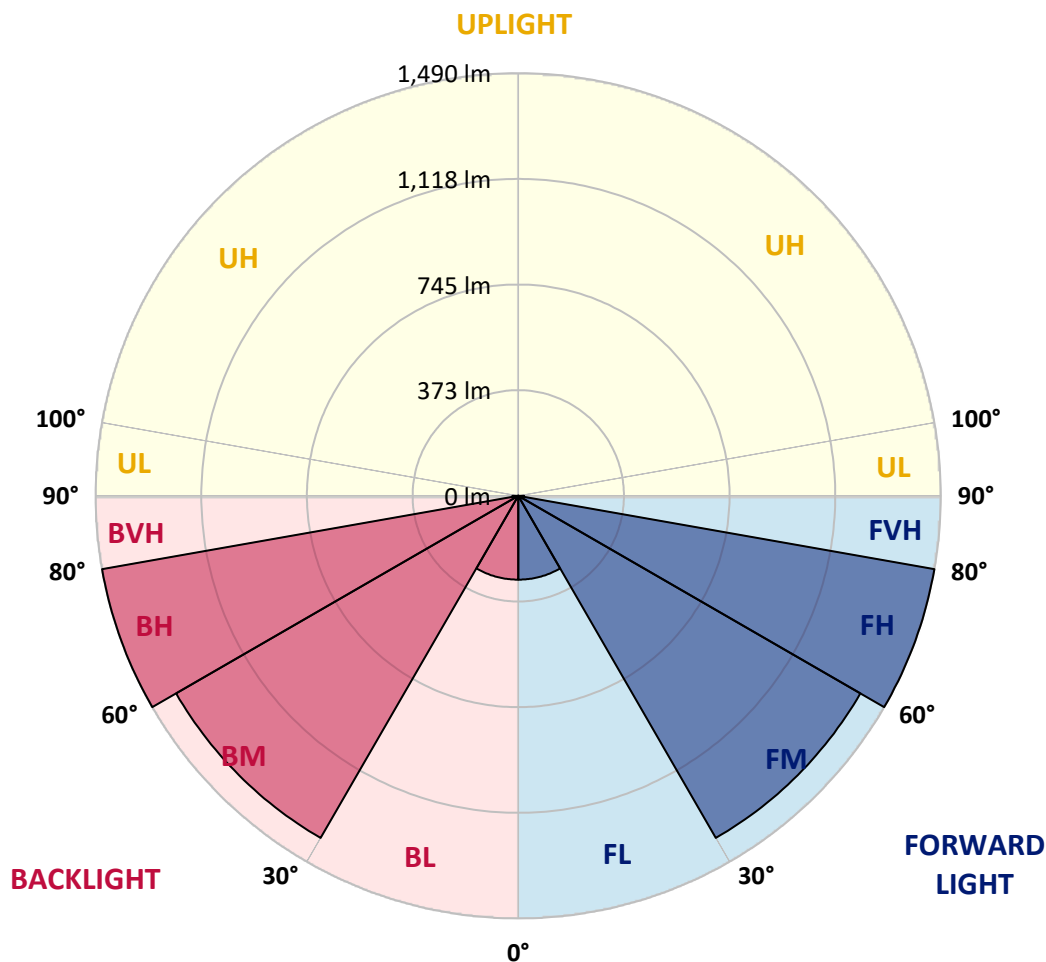
REPORT NUMBER: P386070
 CATALOG NUMBER: GAW-SA1D-722-U-5MQ

LUMINAIRE CLASSIFICATION SYSTEM LUMEN TABLE AND BUG RATING:

Zone	Lumens	% Fixture	Zone Rating/Lumen Limit		
			B	U	G
FL (0°-30°)	295.7	4.6			
FM (30°-60°)	1393.0	21.8			
FH (60°-80°)	1490.1	23.3			G1/1800
FVH (80°-90°)	20.7	0.3			G1/100
BL (0°-30°)	295.7	4.6	B1/500		
BM (30°-60°)	1393.0	21.8	B2/2500		
BH (60°-80°)	1490.1	23.3	B3/2500		G1/1800
BVH (80°-90°)	20.7	0.3			G1/100
UL (90°-100°)	0.0	0.0		U0/0	
UH (100°-180°)	0.0	0.0		U0/0	

BUG Rating: B3-U0-G1

Type V Short





REPORT NUMBER: P386070
 CATALOG NUMBER: GAW-SA1D-722-U-5MQ

CANDELA DISTRIBUTION (FULL):

	0°	5°	15°	25°	35°	45°	55°	65°	75°	85°	90°
0°	698.9	698.9	698.9	698.9	698.9	698.9	698.9	698.9	698.9	698.9	698.9
2.5°	697.8	697.2	698.7	698.4	697.2	697.4	697.4	698.0	698.0	697.6	697.6
5°	695.3	694.8	696.5	696.5	695.3	695.7	696.1	696.8	696.5	696.1	695.9
7.5°	692.1	691.9	693.6	693.6	692.7	693.2	692.7	692.9	692.5	692.1	691.5
10°	686.8	687.2	688.7	689.1	689.1	689.3	688.9	687.9	687.2	686.6	686.0
12.5°	681.9	681.7	683.8	684.9	686.6	688.5	687.2	684.3	683.0	681.7	681.3
15°	678.8	679.0	681.1	683.0	686.0	690.0	688.5	683.8	681.3	679.8	679.4
17.5°	678.1	678.5	681.3	684.7	687.9	692.3	691.5	686.8	682.6	679.8	679.2
20°	679.6	679.8	684.0	688.9	694.4	698.7	696.8	691.7	686.0	681.7	680.7
22.5°	682.4	683.2	688.5	696.1	704.6	710.3	708.0	699.3	690.4	685.1	683.6
25°	691.0	691.2	698.4	708.8	719.0	725.6	722.8	710.5	699.1	693.2	691.2
27.5°	709.0	709.7	716.9	728.9	737.6	741.9	740.2	730.2	720.5	714.1	714.8
30°	735.1	735.9	744.0	757.3	762.6	763.7	763.3	758.6	749.7	741.2	741.9
32.5°	766.9	767.3	778.1	790.1	794.4	795.2	794.4	790.1	779.6	768.1	768.8
35°	807.7	809.0	819.4	831.0	834.4	836.1	834.6	829.1	818.1	806.9	806.5
37.5°	858.1	858.3	869.1	881.2	885.4	885.9	884.2	880.6	866.8	856.6	856.0
40°	916.6	917.4	930.1	943.1	944.7	942.8	945.2	943.1	928.9	917.2	919.1
42.5°	987.7	989.6	1004.9	1017.6	1012.7	1011.7	1013.2	1013.8	1002.3	988.2	986.9
45°	1070.5	1072.2	1091.3	1101.5	1098.3	1091.3	1094.3	1099.3	1083.5	1065.9	1067.6
47.5°	1165.0	1169.2	1189.6	1199.1	1191.3	1181.7	1187.4	1195.1	1176.4	1154.6	1153.6
50°	1270.0	1275.3	1302.4	1315.8	1307.9	1290.4	1299.9	1305.0	1278.1	1249.9	1247.6
52.5°	1382.1	1387.4	1421.5	1449.0	1443.9	1416.6	1429.9	1424.6	1393.7	1355.8	1352.8
55°	1508.9	1511.0	1547.9	1592.4	1597.4	1577.3	1576.5	1567.8	1522.1	1478.2	1476.1
57.5°	1639.4	1640.9	1688.5	1741.0	1765.0	1765.0	1741.2	1722.8	1662.0	1611.2	1605.9
60°	1780.2	1785.5	1838.2	1909.6	1965.5	1982.0	1940.1	1889.9	1823.8	1761.8	1755.6
62.5°	1905.6	1911.7	1992.4	2098.7	2188.5	2248.7	2146.2	2064.4	1944.1	1844.6	1832.9
65°	1921.5	1938.0	2055.5	2248.0	2449.0	2569.1	2372.6	2171.2	1952.0	1813.7	1801.8
67.5°	1754.8	1782.8	1941.6	2241.3	2656.6	2914.3	2517.2	2110.2	1811.3	1658.4	1645.3
70°	1348.4	1389.1	1572.2	1960.4	2620.8	3025.5	2426.6	1847.3	1510.2	1345.6	1327.2
72.5°	739.7	756.5	921.2	1342.5	2101.1	2571.0	2024.0	1366.0	1001.5	814.9	784.0
75°	234.7	240.6	324.4	549.4	1188.5	1702.9	1285.7	670.5	369.1	272.1	269.0
77.5°	104.2	104.8	117.3	160.3	409.4	862.8	491.8	182.6	125.8	109.9	113.5
80°	65.9	65.9	72.6	79.4	111.4	250.5	133.0	86.8	74.1	68.8	70.3
82.5°	31.6	34.9	47.2	50.8	61.2	84.3	68.2	56.8	49.6	36.8	34.3
85°	20.8	17.4	29.9	33.7	35.6	40.4	39.6	37.5	32.4	18.4	20.5
87.5°	9.3	8.9	15.5	14.2	13.3	10.2	15.2	18.8	18.2	9.1	9.1
90°	0.0	0.0	0.0	0.0	0.0	0.0	0.0	0.0	0.0	0.0	0.0

(END OF REPORT)